

Atlas Copco



# Your site, your light

The HiLight range of light towers

# Efficient and reliable lighting for optimal site coverage


The HiLight range offers you a wide variety of choices, so you can choose the right lighting tower for your application. We supply temporary lighting to a multiple range of industries with a flexible and dynamic approach to operations, addressing efficiency and safety on site. You can also be assured of the robust build quality and compact size for which Atlas Copco is globally recognized.


From LED technology to the new SMD lights, we are leading the way on innovation in lighting solutions. The SMD lenses in our LED light towers are engineered to increase light coverage by 20% compared to traditional COB LED type.

The innovative and fully directional lens design means we maximize the light coverage and reduce "lighting waste".

A single HiLight can now cover an area of 7.000m<sup>2</sup> with an average of 20 luxes of brightness — ensuring a brighter, safer and more productive site.

HiLight provides you with a full portfolio of innovative and easy-to-use light towers for an energy saving light coverage that will help you boost your operational productivity while meeting environmental and safety standards.



A solar-powered lighting system is shown in a field. The system consists of a trailer with two solar panels mounted on it. A tall pole rises from the trailer, supporting a cluster of four large, rectangular LED light fixtures. The background features a field of tall, dry grass, a construction site with a building under construction, and a hill with a tower in the distance under a clear blue sky.

# Building a brighter future with solar energy

The MS 4 and MS 5 use solar radiation as an energy source, meeting noise and emission norms in construction projects, mining, oil and gas, and event sites.



# HiLight MS 4 and HiLight MS 5

## Building a new era of lighting with solar energy

The MS 4 and MS 5 are the second generation of solar-powered HiLight series of light towers. They deliver efficient, **high performance light**, giving workers good visibility, while allowing sites to increase their level of sustainable operations by complying with the strictest emission and noise regulations.



HiLight MS 4



HiLight MS 5



<p>HIGH LUMEN 3X150W</p>	<p>SMD FLOODLIGHTS</p>	<p>LEGENDARY HARDHAT CANOPY</p>	<p>1 SHIFT OF LIGHT FREE CO<sub>2</sub> EMISSIONS</p>	<p>HIGH LUMEN 4X150W</p>
<p>MS 4 4 HOURS TO RECHARGE THE BATTERY BY SOLAR PANEL</p>	<p>SELF-AUTONOMOUS</p>	<p>MINIMUM MAINTENANCE TIME AND COSTS</p>	<p>LIFE SPAN 50.000 Hrs</p>	<p>MS 5 5 HOURS TO RECHARGE THE BATTERY BY SOLAR PANEL</p>
<p>MS 4 LIGHT COVERAGE 3,846 m<sup>2</sup></p>	<p>UP TO 8 TON CO<sub>2</sub> REDUCTION*</p>	<p>ZERO NOISE EMISSIONS* FUEL CONSUMPTION</p>	<p>REDUCED TOTAL COST OF OWNERSHIP</p>	<p>MS 5 LIGHT COVERAGE 5,278 m<sup>2</sup></p>

\*Per year and unit

\* When the light tower is operating



## Light coverage

The HiLight MS 4 delivers 3.846 m<sup>2</sup> of light coverage while the HiLight MS 5 offers 5.278 m<sup>2</sup> of light coverage @20 lux avg.

## Connectivity

The MS 4 and MS 5 solar light towers feature an external control panel. With a dedicated control cubicle, there is easy access to the user friendly ECO Light controller and ECO mode to ensure higher performance and efficiency.

## Easy setup and transportability

Both the solar light towers are portable and easy to transport and their solar panels are easy to set up. These HiLights are smaller in size due to the unique solar panel design.

## Reliability and recharging capacity

As the solar panels are placed in parallel, the light towers take a lower time to recharge with upto 2h 36mins recharging time with full sunshine. Batteries can be recharged with an external power source in just 5h, as optional.

## Autonomy efficiency

The solar light tower provides autonomous operation, with upto 85h of autonomy with dimming function which increases efficiency. The efficient lithium batteries and solar panels deliver minimum 11h of autonomy while recharging time is shortened.


## CO<sub>2</sub> footprint reduction

Reliable light source independent from fuel provisioning with no fuel consumption.



## SMD light technology

The new Surface Mounted Device lights provide brighter coverage due to the unique SMD high lumen LEDs mounted on the new solar light towers. The advanced SMD lights display high lumen LED light at 87.750 lm for the MS 4 and 117.000 lm for the MS 5.



## Applications

This light tower offers a robust alternative for end users and rental companies operating in construction projects, mining, oil and gas and event sites. Since the unit works at temperatures from -20°C to +50°C and can operate reliably at high altitude without derating, it is also ideal for remote work sites.





# HiLight BI+ 4

## Where autonomy meets efficiency

**The innovative light tower incorporates state-of-the-art surface mounted device (SMD) LED lighting technology and lithium-ion batteries to provide excellent performance and efficiency. It will enable you to reduce the carbon footprint and operating costs while improving sustainability in operations and on site.**

Combining the use of lithium-ion batteries with a low-consumption Stage V diesel engine, the new HiLight BI+ 4 light tower offers users maximum flexibility as it has four operating modes. When running solely on the batteries, it provides you with up to 19 hours of silent and emission-free operations. And, in hybrid mode, it offers the lowest average fuel consumption in its class with 0,29l/h. Thanks to the incorporation of a battery, you can reduce up to seven tonnes of CO<sub>2</sub> per unit, per year.

With a 60% reduction in engine runtime, service intervals are three times longer than light towers that run solely on diesel. The HiLight BI+ 4 requires minimal maintenance every 1.500 hours of lighting, so users can save on costs associated with servicing.

The HiLight BI+ 4 has four floodlights providing 150W power to reliably cover 4.000m<sup>2</sup>. With a fully hydraulic mast lifting and electric mast rotation, it is 15% lighter than any other hybrid light tower and you can fit up to 22 units on a standard 13-metre Eurotruck.






SMD LED floodlights



The **HiLight BI+ 4** offers maximum flexibility with four operating modes: it can be powered directly from mains electricity, from its lithium-ion batteries, from its diesel engine, or from a hybrid setting to make the most of the energy available.



Electric mast rotation



Four different operational modes



UP TO  
**7 TON CO<sub>2</sub> REDUCTION\***

UP TO  
**19 HOURS OF BATTERY AUTONOMY**

\*Per year and unit

INCREASED PERFORMANCE  
UP TO **40%\***

SERVICE INTERVAL\*  
**1500 HOURS**

\*vs LED diesel light towers

\*1500 hours of lighting

ELECTRIC MAST ROTATION AND HYDRAULIC LIFTING MAST

SMD FLOODLIGHTS



# HiLight PS 3

## Battery-based

The new HiLight PS 3 offers 3.000 square meters of light coverage with an average of 20 luxes of intensity. It features four 120-watts SMD LED floodlights with a lifespan of 50.000 hours. **Designed to be powered by a ZBP 2000 energy storage system, it comes with two 200-watts foldable solar panels and it can also be fed by an external power source.**

With a compact design for improved transport efficiency, the HiLight PS 3 is light and built to last. It stands winds of up to 50 km/h without straps or fixing systems, and has IP67 and IK10-certified floodlights.



<p><b>LIGHT COVERAGE</b> 3.000 m<sup>2</sup></p>	<p><b>COMPACT FOOTPRINT</b></p>
<p><b>PLUG &amp; LIGHT</b></p>	<p><b>EASY TO TRANSPORT</b></p>







# HiLight B7+

## Illuminate smarter

The low noise LED light tower HiLight B7+ has been designed to be seen and not heard while ensuring maximum safety on site.




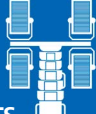




Delivering operating noise levels as low as 55 dBA, the renewed version of the B7+ with this upgraded light tower is ideally suited to provide illumination at events, temporary public lighting or enhanced visibility at construction sites located near residential areas.

The unit is user-friendly and highly intuitive, so no specific knowledge is needed to install and operate the equipment. Dimmable SMD floodlights can be adjusted to meet changing needs, while compact dimensions enhance transport economy and low maintenance requirements reduce servicing cost. All of these features combine with the market-leading capabilities of the HiLight B7+ light tower to provide a highly effective, flexible and energy saving lighting solution.



SMD LED floodlights



<p>LIFE SPAN <b>50.000</b> Hrs</p> 	<p>LIGHT COVERAGE <b>7.000 m<sup>2</sup></b></p> 	<p>SERVICE INTERVAL (HRS) <b>600</b></p> 	<p><b>SMD</b> FLOODLIGHTS</p> 
<p>TRANSPORT EFFICIENCY <b>13m Truck</b></p> 	<p><b>55 dB(A)</b> at 7 m</p> 	<p>START PHOTOCELL</p> 	<p>WEEKLY TIMER</p> 



# HiLight H7+

## Light up efficiency

This light tower offers low operational costs and reduced noise levels while increasing illumination coverage. It is ideal for tough environments, such as mining and construction applications, as well as for the rental industry.

The HiLight H7+ comes with the innovative **HardHat® body**, made of medium-density polyethylene rather than metal, to protect the working components underneath from the elements. The HardHat® is **resistant to corrosion**, lightweight, crack-resistant and better able to meet the critical demands of on-site use.

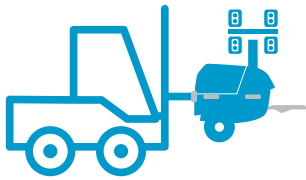
It features a new generation of SMD floodlights that are more efficient and provide optimal light distribution with an illumination area of up to 7.000 m<sup>2</sup> and a life expectancy of 50.000 hours. To offer the right luminosity at each moment and increased autonomy, the HiLight H7+ comes with a dimming function on the easy-to-use control panel, located in an exterior lateral panel of the light tower.

Maintenance and transport efficiency were a priority when designing the HiLight H7+. This light tower only requires a **simple service** after 600 hours of operation which can be carried out in 40 minutes.

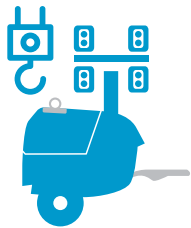




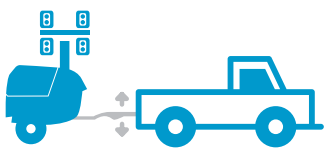
The new **HiLight H7+** can be transported in three different ways. It has an integrated lifting point, four forklift slots and three different tow bars to choose. The adjustable tow bar provides **flexibility**, as it allows users to handle and transport the HiLight H7+ easily while towing with vans, trucks, and pick-ups.




Forklift slots



Integrated lifting point



Straight / Foldable / Adjustable tow bar



SMD LED floodlights



One side service


**HardHat®**  
BODY



UP TO  
**40% LESS**  
FUEL AND CO<sub>2</sub>  
EMMISSIONS\*



**-5dB(A)**  
LOWER  
NOISE



55  
dB(A)


**40Min**  
EVERY 600Hrs




**LIGHT**  
COVERAGE  
**7.000 m<sup>2</sup>**



**LIFE SPAN**  
**50.000**  
Hrs



**SMD**  
FLOODLIGHTS



\*with dimming function





# HiLight V5+ NEO and HiLight V7+

The HiLight V5+ NEO and the HiLight V7+ include a HardHat® canopy as standard, which ensures maximum protection of internal parts. Equipped with efficient new SMD floodlights, this range of LED light towers is suited for multiple drop rental applications and provides users with a **robust and easy-to-transport set of lighting options that match any site requirements**. Thanks to its compact dimensions, 16 units can be loaded on a 13-metre truck. The extended safety features also guarantee the protection of bulbs during transportation.



SMD Light  
4X250W



SMD Light  
4X350W

LIGHT  
COVERAGE  
5.000 m<sup>2</sup>

200  
HOURS  
RUNTIME  
(110 L FUEL TANK)

0.5 l/h

SMD  
FLOODLIGHTS



SERVICE  
INTERVAL (HRS)  
600



63 dB(A)  
at 7 m



LIGHT  
COVERAGE  
7.000 m<sup>2</sup>

Spillage free  
frame




0.7 l/h



# HiLight PE 3

## Portable and efficient

Featuring four SMD LED floodlights, the HiLight PE 3 offers 3.000 m<sup>2</sup> of light coverage and 150 lm/W of luminous efficacy. With a dimming function included in the driver control and Wi-Fi connection to operate the unit, it has its own ergonomic case for improved transportability. This plug & light solution is extremely flexible, with a temperature operational range that goes from -40 to 45°C.



SMD LED floodlights



E-LED



<p><b>PLUG &amp; LIGHT</b></p>	<p><b>50km/h</b> WIND STABILITY</p>
<p><b>LIGHT COVERAGE</b> 3.000 m<sup>2</sup></p>	<p><b>EMISSION-FREE OPERATIONS</b></p>



## No access to the grid?

Recommended power sources; iP and P generators

- Perfect fit
- Good choice

		P2000i 1,6 kW	P2500i 2,3 kW	P3000 2,3 kW	P3500i 3 kW	P6000i 6 kW	P6500 5 kW	P8000 6 kW	ZBP2000 2 kWh
	HiLight PE 3 LED 4x120W	3	4	4	6	12	10	12	1x 4h
	HiLight V3+ LED 4x120W	1	1	1	1	-	-	-	1x 4h
	HiLight E3+ LED 4x160W	2	3	3	4	9	7	9	1x 3h

UP TO  
15%  
BRIGHTER



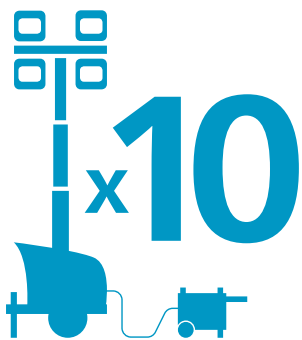


# HiLight E3+

## Electric light tower with HardHat®

The HiLight E3+, operates reliably throughout the most demanding conditions found at construction sites, outdoor events and temporary public lighting installations. Its internal electronics, control panel and connectors are protected from the elements by the innovative HardHat® canopy, while the complete assembly, which includes a heavy-duty 7 metre mast, has a certified wind stability of 100 km/h. **Easy to plug into any power source including auxiliary power, power generators, energy storage systems or directly into the grid.**

With no mechanical parts to maintain, and no liquids, this light tower helps operators to reduce their noise and carbon emissions with a positive impact in the level of productivity on site.



E-LED



<p>Exclusive <b>HardHat®</b> technology</p>	<p><b>TRANSPORT EFFICIENCY</b> 32 ut <small>←13m Truck</small></p>	<p>7m <b>100km/h</b> WIND STABILITY</p>	
<p><b>LIFE SPAN</b> 50.000 Hrs</p>	<p><b>LIGHT COVERAGE</b> 3.000 m<sup>2</sup></p>	<p><b>PLUG &amp; LIGHT</b></p>	<p><b>EMISSION-FREE OPERATIONS</b></p>



# HiLight V3+

These electric plug & light solutions provide flexible lighting options for a wide range of applications. V3+ come with a robust steel frame with PE bumpers.

These bumpers are designed to the same standards as the HardHat® Canopy.



**PLUG & LIGHT**

**EASY TO TRANSPORT**

**LIGHT COVERAGE**

3.000 m<sup>2</sup>

**LIFE SPAN**

50.000 Hrs



# Choose the one that best fits your needs

	Segments	Energy Efficiency	Running hours	Area coverage	Easy movement	Lamps durability	Service interval	Transport efficiency
HiLight MS 4	Industry, events, construction, rental, quarry, mining	●	●	●	●	●	●	●
HiLight MS 5	Industry, events, construction, rental, quarry, mining	●	●	●	●	●	●	●
HiLight PS 3	Events, rental	●	○	○	●	●	●	●
HiLight BI+ 4	Industry, events, construction, rental, quarry, mining	●	●	●	○	●	●	●
HiLight E3+	Agriculture, events, construction	●	○	○	●	●	●	●
HiLight PE 3	Construction, rental, quarry, mining	●	○	○	●	●	●	●
HiLight V3+	Industry, rental, construction, quarry, mining	●	○	○	●	●	●	●
HiLight H7+	Rental, quarry, mining	●	●	●	●	●	●	●
HiLight B7+	Rental, quarry, mining	●	●	●	○	●	●	●
HiLight V5+ NEO	Rental, quarry, mining	●	●	●	●	●	●	●
HiLight V7+	Rental, quarry, mining	●	●	●	●	●	●	●

● Best choice ○ Suitable

## What's unique about our LED technology?

**FUEL EFFICIENCY**

**LIFE SPAN**  
50.000 Hrs

**LIGHT COVERAGE**  
UP TO 7.000 m<sup>2</sup>

**COLOR RENDERING INDEX**  
> 85 OUT OF 100

**INCREDIBLE LIGHT DISTRIBUTION**

**HEAVY DUTY PROTECTION**

- LED HiLight tower lamps have an aluminum casting which provides heavy duty protection, even during transportation.
- The LED lamps have a high CRI (Color Rendering Index) score (> 85 out of 100).
- The directional optics of the LED HiLight range offer incredible light distribution.
- Our LED HiLight towers offer up to 7.000 square-metres of light coverage with an average level of 20 luxes.
- LED lamps have a life expectancy of more than 50.000 hours.
- Our LED technology enables us to set the industry benchmark when it comes to fuel efficiency.

## SMD LED Savings per Year (per unit, 1500h, compared to a metal halide light tower)

**2.580**
Liters

-79%

**6.708**
Kilograms

-79%










**30**
Trees

-60%

\* Savings will vary depending on comparison models.

		SOLAR			HYBRID	DIESEL	
		HiLight PS 3	HiLight MS 4	HiLight MS 5	HiLight BI+ 4	HiLight H7+	HiLight B7+
<b>Light coverage m<sup>2</sup></b>		3000	3846	5278	4000	7360	7360
<b>Lamps</b>		SMD LED	SMD LED	SMD LED	SMD LED	SMD LED	SMD LED
<b>Mast</b>		Vertical manual	Vertical manual	Vertical manual	Vertical hydraulic	Vertical hydraulic	Vertical hydraulic
<b>Features</b>		Working with ZBP2000, Dimming, WiFi connection, Trolley and 2x200W foldable solar panel	* Discharging. Charging the minimum is 0°C. Solar. 1x Lithium Battery standard. Option for 2 Batteries. 3x 430Wp solar panel Dimming and PhotoCell as standard. Smart ECO Light Controller	* Discharging. Charging the minimum is 0°C. Solar. 1x Lithium Battery standard. Option for 2 Batteries. 3x 430Wp solar panel Dimming and PhotoCell as standard. Smart ECO Light Controller	Hybrid, 4 operation mode, Electrical mast rotation, can be used in 60Hz, without output socket.	HardHat® body	Compact box
<b>Performance data</b>							
Rated frequency	Hz	50   60	50   60	50   60	50	50	50
Rated voltage	VAC	100-277	230   240	230   240	230 (Input)	230	230
Rated power (PRP)	kW	0,48	-	-	1,4	2,21	2,21
Operating temperature (min/max)	°C	-10/50*	-20*/55	-20*/55	-4 / 50	-20 / 40	-20 / 40
Sound power level (LwA)	dB(A)	-	-	-	80	83	82
Sound pressure level (LpA) at 7m	dB(A)	-	-	-	54	56	54
<b>Energy Source</b>							
Type		Solar	Solar	Solar	Hybrid	Diesel Stage V	Diesel Stage V
Model		-	-	-	Kubota Z482	Kubota Z482	Kubota Z482
Speed	rpm	-	-	-	1500	1500	1500
Rated net output (PRP)	kW	-	-	-	2,96	2,96	2,96
Coolant		-	-	-	Water	Water	Water
Number of cylinders		-	-	-	2	2	2
<b>Alternator</b>							
Model		-	-	-	NSM   PMG-DC 1/85C-20	Linz Alumen SB®	Linz Alumen SB
Rated output	kVA	-	-	-	4,5	3,5	3,5
Insulation / Enclosure protection	class/IP	-	-	-	H / 21	H / 21	H / 21
<b>Fuel Consumption</b>							
Fuel tank capacity	l	-	-	-	180	120	130
Autonomy	h	-	11	16	614	176	191
<b>Power output</b>							
Auxiliary power	kW	-	-	-	Optional	1,2	1,2
<b>Lights</b>							
Floodlights		LED	LED	LED	LED	LED	LED
LED Type		SMD	SMD	SMD	SMD	SMD	SMD
Power	W	4 x 120	3 x 150	4 x 150	4 x 150	4x 350	4 x 350
Light coverage (20 lux avg)		3.000	3.846	5.278	4.000	7.360	7.360
Light coverage (min 1 lux)		4.060	4.592	5.852	6.780	12.567	12.567
Total Lumen		72.000	61.500	117.000	90.000	210.000	210.000
<b>Mast</b>							
Type		Manual	Manual	Manual	Hydraulic	Hydraulic	Hydraulic
Rotation	degrees	360	340	340	340	340	340
Maximum height	m	3	7	7	8	7,9	7,9
Maximum speed wind (Category IV)	km/h	50	105	105	105	105	105
<b>Enclosure and trailer</b>							
Type		Trolley with a Mast and 2x200W solar Panel to be used with ZBP2000	Trailer	Trailer	Box	EU Road homologated fix or adjustable towbar, or site trailer	Box
Base frame		-	Galvanized	Galvanized		Spillage free frame	
Enclosure		Main body carbon steel gray powder coated + stainless steel	HardHat®	HardHat®	Galvanized steel canopy and powder coating paint	HardBody®	Galvanized steel canopy and powder coating paint
<b>Dimensions and weight</b>							
Dimensions in transport Fix Towbar(L x W x H)	m	1,00 x 0,712 x 1,21	3,57 x 1,14 x 2,66	3,57 x 1,14 x 2,66	1,18 x 1,16 x 2,59	2,29 x 1,29 x 2,55	1,16 x 1,16 x 2,45
Weight (dry)	kg	125	870	1000	805	995	980



		DIESEL		ELECTRIC		
						
		HiLight V7+	HiLight V5+ NEO	HiLight E3+	HiLight PE 3	HiLight V3+
<b>Light coverage</b>	 m <sup>2</sup>	7360	5000	3000 (avg 12 luxes)	3000	2500 (avg 10 luxes)
<b>Lamps</b>		SMD LED	SMD LED	COB LED	SMD LED	COB LED
<b>Mast</b>		Vertical manual	Vertical manual	Vertical manual	Vertical manual	Vertical manual
<b>Features</b>		Gull-wing HardHat® doors	Gull-wing HardHat® doors Spillage Free as option	Electric	Electric, Dimming, Wifi connection and plastic case for transport. IP67 IK10	Electric
<b>Performance data</b>						
Rated frequency	Hz	50   60	50   60	50   60	50   60	50
Rated voltage	VAC	230   240   120	230   240   120	230   120	100-277	230
Rated power (PRP)	kW	2,3   2,4   2,4	2,3   2,4   2,4	-	0,48	-
Operating temperature (min/max)	°C	-25 / 50	-25 / 50	-	-40 / 45	-
Sound power level (LwA)	dB(A)	88	88	-	-	-
Sound pressure level (LpA) at 7m	dB(A)	65	65	-	-	-
<b>Energy Source</b>						
Type		Diesel Stage 3A   Stage V   Tier 4f	"Diesel Stage 3A   Stage V   Tier 4f"	Electric	Electric	Electric
Model		Kubota Z482	Kubota Z482	-	-	-
Speed	rpm	1500   1800	1500   1800	-	-	-
Rated net output (PRP)	kW	3,4	4,1   4,9   4,1	-	-	-
Coolant		Water	Water	-	-	-
Number of cylinders		2	2	-	-	-
<b>Alternator</b>						
Model		Atlas Copco ACA132BL	"Atlas Copco ACA132B"	-	-	-
Rated output	kVA	3   4	3   4	-	-	-
Insulation / Enclosure protection	class/IP	H / 23	H / 23	-	-	-
<b>Fuel Consumption</b>						
Fuel tank capacity	l	110	110	-	-	-
Autonomy	h	135   142	275   289	-	-	-
<b>Power output</b>						
Auxiliary power	kW	1	1	-	-	-
<b>Lights</b>						
Floodlights		LED	LED	LED	LED	LED
LED Type	W	SMD	SMD	COB	SMD	COB
Power		4x 350	4x 250	4x 160	4x 120	4x 120
Light coverage (20 lux avg)		7.360	5.000	3.000 (avg 12 luxes)"	3.000	2.500 (avg 10 luxes)"
Light coverage (min 1 lux)		12.102	9.366	-	4.060	-
Total Lumen		210.000	155.000	80.000	72.000	60.000
<b>Mast</b>						
Type		Manual	Manual	Manual	Manual	Manual
Rotation	degrees	340	340	-	360	-
Maximum height	m	7,5	7,5	7	3	5
Maximum speed wind (Category IV)	km/h	105	105	105	50	80
<b>Enclosure and trailer</b>						
Type		Site Trailer with 4 point leveling system	Site Trailer with 4 point leveling system	-	Manual mast with suitcase for transport	Heavy Duty Trailer with bumpers in PE
Base frame		Spillage free frame	Open	Galvanized	-	-
Enclosure		HardHat®	HardHat®	HardHat®	-	-
<b>Dimensions and weight</b>						
Dimensions in transport Fix Towbar(L x W x H)	m	1,89 x 1,11 x 2,94	1,90 x 1,14 x 2,68	1,13 x 0,76 x 2,2	1,19 x 0,53 x 0,20	1,1 x 0,85 x 2,00
Weight (dry)	kg	702	702	276	30	110

# Product portfolio

## ENERGY STORAGE SYSTEMS

<p><b>PORTABLE</b> 2–10 kVA</p> 	<p><b>MOBILE</b> 15–150 kVA</p> 	<p><b>CONTAINER</b> 250–1000 kVA</p> 	<p><b>FAST CHARGER</b> 160–480 kW</p> 
---	---	---	---

## LIGHT TOWERS

<p><b>DIESEL</b></p> 	<p><b>HYBRID</b></p> 	<p><b>SOLAR</b></p> 	<p><b>ELECTRIC</b></p> 
--	--	--	--

## GENERATORS




<p><b>PORTABLE</b> 1,6–12 kVA</p> 	<p><b>SPECIALIZED</b> 9–660* kVA</p> 	<p><b>VERSATILE</b> 9–1250* kVA</p> 	<p><b>LARGE POWER</b> 800–1450 kVA</p> 
---	---	---	---

\*Multiple configurations available to produce power for any size application

## DEWATERING PUMPS

<p><b>ELECTRIC SUBMERSIBLE</b> up to 18 000 l/min</p> 	<p><b>ELECTRIC SELF-PRIMING CENTRIFUGAL</b> 833–23.300 l/min</p> 	<p><b>SELF-PRIMING CENTRIFUGAL</b> 833–23.300 l/min</p> 
---	--	---

## ONLINE SOLUTIONS

<p><b>FLEETLINK</b> Intelligent telematics is a system that helps optimize fleet usage and reduce maintenance, ultimately saving time and cutting operating costs.</p> 	<p><b>PUMP SIZING CALCULATOR</b> With a few inputs, this pump sizing calculator will help you to compare dewatering submersible models and find the right one for you.</p> 	<p><b>ECO CALCULATOR: YOUR SIZING TOOL</b> A useful calculator to help you choose the best solution for your power and light needs.</p> 
--	--	--



Atlas Copco Power Technique  
www.atlascopco.com